

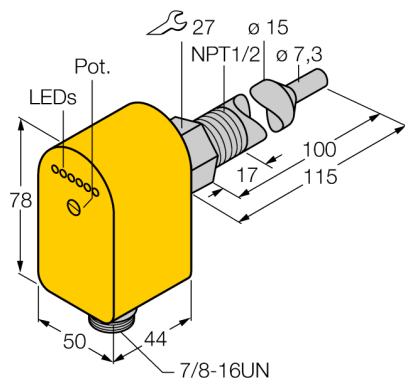
Flow monitoring

Immersion sensor with integrated processor

FCS-N1/2A4P-AP8X-H1141/L100

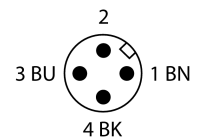
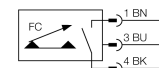
TURCK
works

Industrial
Automation



- Flow sensor for liquid media
- Calorimetric principle
- Adjustment via potentiometer
- LED band
- DC 3-wire, 19.2...28.8 VDC
- NO contact, PNP output
- Plug-in device, M12 x 1

Wiring Diagram



Functional principle

Our insertion - flow sensors operate on the principle of thermodynamics. The measuring probe is heated by several °C as against the flow medium. When fluid moves along the probe, the heat generated in the probe is dissipated. The resulting temperature is measured and compared to the medium temperature. The flow status of every medium can be derived from the evaluated temperature difference. Thus TURCK's wear-free flow sensors reliably monitor the flow of gaseous and liquid media.

Type code	FCS-N1/2A4P-AP8X-H1141/L100
Ident-No.	6871013
Ident-No (TUSA)	M6871013

Mounting	insertion style sensor
Water Operating Range	1...150cm/s
Oil Operating Range	3...300 cm/s
Stand-by time	typ. 8 s (2...15 s)
Switch-on time	typ. 2 s (1...15 s)
Switch-off time	typ. 2 s (1...15 s)
Temperature jump, response time	max. 12 s
Temperature gradient	≤ 250 K/min
Medium temperature	-20...80 °C
Ambient temperature	-20...70 °C

Operating voltage	19.2... 28.8VDC
Output function	PNP, NO contact
Rated operational current	0.4 A
Voltage drop at I _a	≤ 1.5 V
Short-circuit protection	yes
Reverse polarity protection	yes

Housing material	plastic, PBT
Sensor material	stainless steel, AISI 316Ti
Max. tightening torque housing nut	30 Nm
Connection	flange connector, M12 x 1
Pressure resistance	100 bar
Process connection	NPT 1/2"

Switching state	LED chain green / yellow / red
Flow state display	LED chain
Indication: Drop below setpoint	LED red
Indication: Setpoint reached	LED yellow
Indication: Setpoint exceeded	4 x LEDs green